

# Welcome information

## – Weekli for managers



**Weekli**  
by Talentech

# Why follow up on work environment?

Employers are responsible for preventing health risks in the workplace. In order to keep track of the organizational and social work environment, the organization needs to have regular and systematic surveys. The work environment is changing, so it's important to continuously monitor developments in the organization to prevent risks.



**Weekli**  
by Talentech

# What is Weekli?

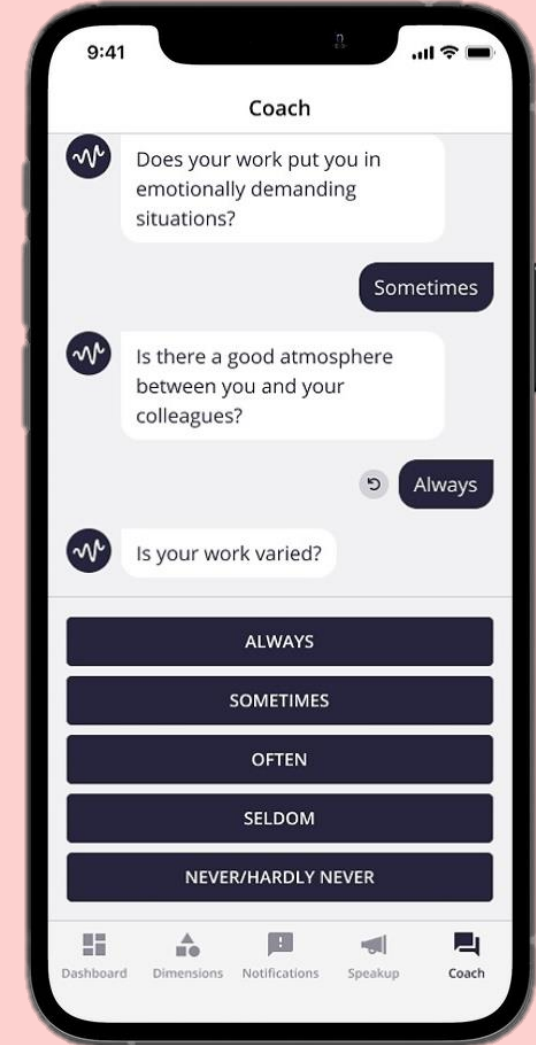
Weekli is an employee survey that at each pulse asks 10 questions to employees about organizational and social work environment.

With the data generated, managers and management can make better decisions and work proactively with improvements in the organization – for the benefit of all!

It can help your organization to generate pleasant, profitable and well-functioning workplace conditions. Even in remote work!



**Weekli**  
by Talentech



# What's in it for me?

Following up on your employees' work situation gives you as a manager unique knowledge that can replace guesswork and contribute to better decisions with higher precision.

With the help of Weekli you can lead the team proactively and create engagement that leads to productive work.



**Weekli**  
by Talentech

# The value that Weekli creates

## Managers

Data along with supportive insights strengthens managers and supports better leadership. With the data that is generated in Weekli, better decisions can be made, and you can work proactively with improvements in the organization.

## Employees

Employees get their voices heard every week regarding how they experience their work situation. With Weekli, employees get involved and can influence their work situation!

## HR

By measuring organizational and social work environment in a structured way, communication about the environment and climate in the workplace is facilitated. It contributes to a proactive work environment work that can prevent problems related to the organizational and social work environment, such as unhealthy workload, stress and offensive behaviors.

## CEO

With the help of Weekli, you get KPIs and insights into the organization's well-being. By following up the organizational and social work environment, sick leave or resignations in the organization can be reduced, which can have a positive effect on the organization's profitability. Weekli also highlights success factors such as leadership index and corporate culture.

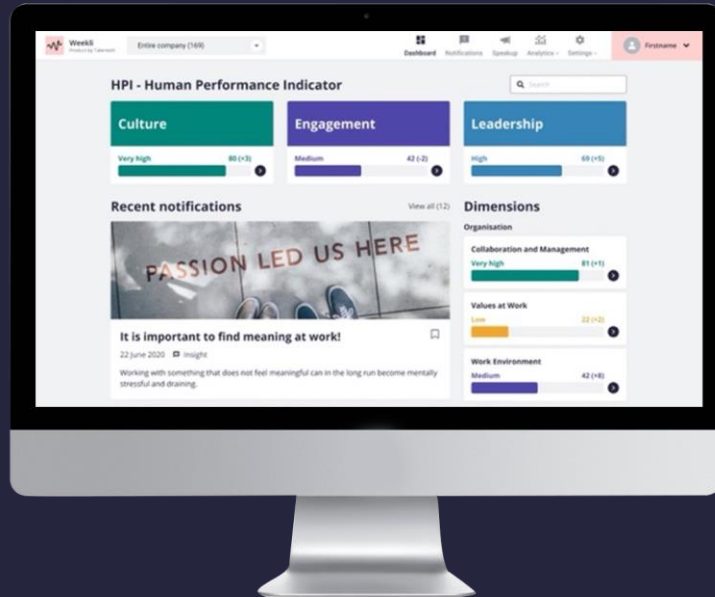
# Anonymity is important

A Weekli user can feel 100% confident that their completely anonymous since it's not possible to deduce who has answered what through encryption. If there is a team with less than five people, the manager of that team will have access to some, but not all, group data.

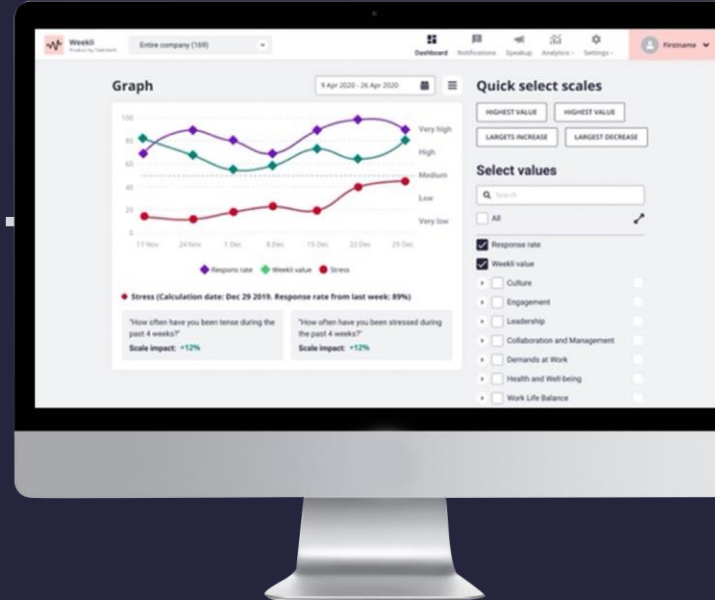




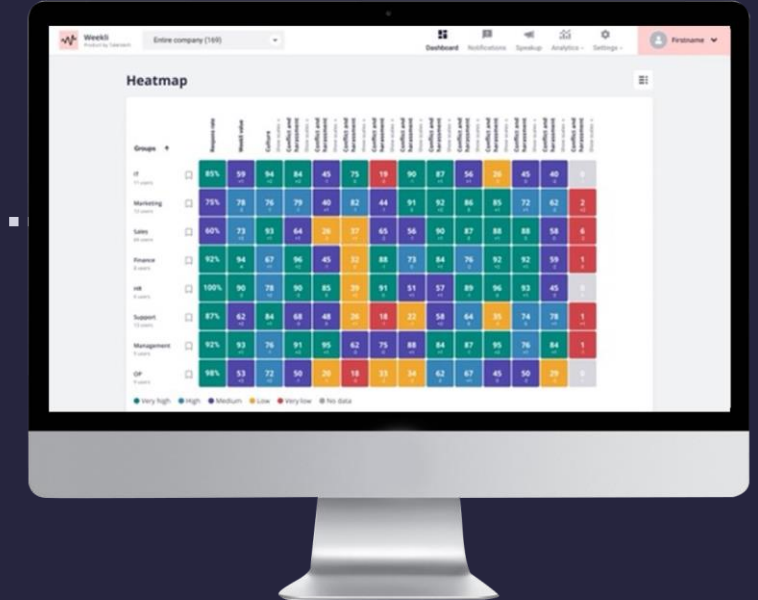
# This is what you do in Weekli



As a manager, you get new information from every pulse, which means that you can make decisions and act on constantly updated information.



Weekli's smart graphs show developments and trends for scales and dimensions.



In the heatmap, you can compare data with color-coordinated values to easily get an overview of deviations in any area.

# Get started!

An invitation with a manager login is sent to your email.



You will receive a separate invitation so that you can answer your Weekli questions. It's in the app where you can see your personal data.



It's in the dashboard that you can see your team's data.



Via Learn, you can take e-courses to learn more about Weekli and how you as a manager can use the tool in the best way.



You log in to Learn via the dashboard.



**Weekli**  
by Talentech



Good luck!

